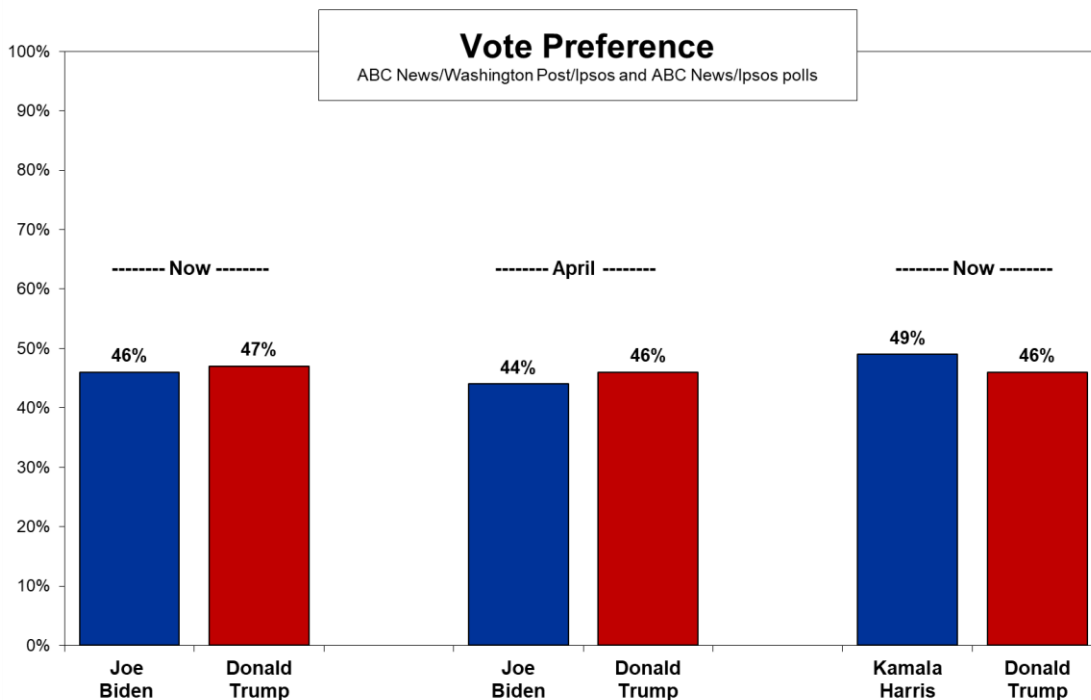


Two-Thirds Say Biden Should Quit the Race Even as the Horse Race Holds Steady

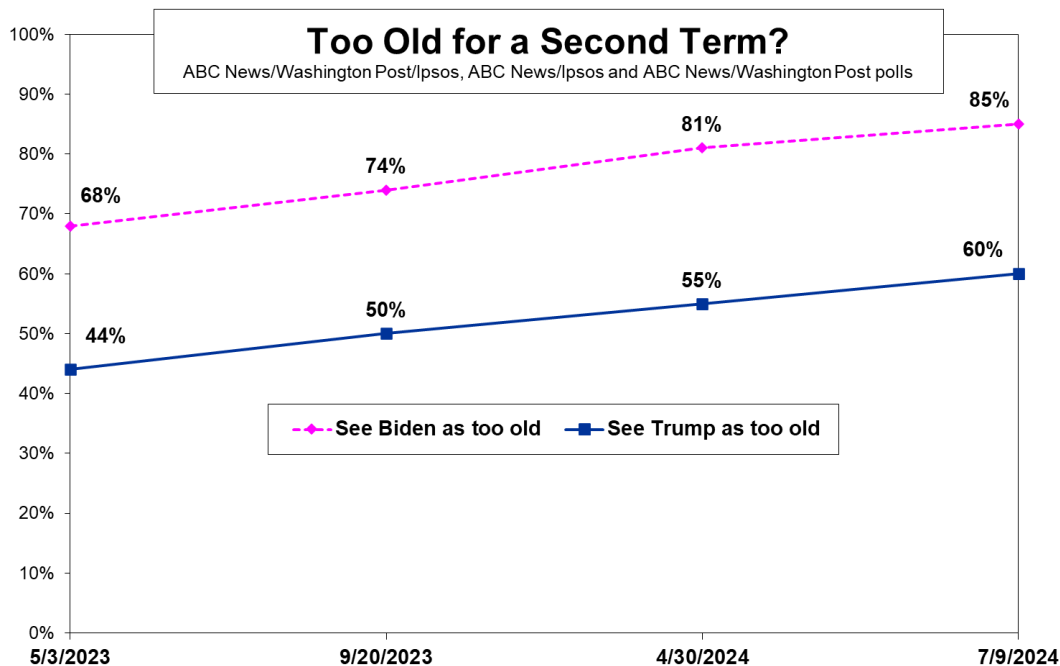
Two-thirds of Americans in a new ABC News/Washington Post/Ipsos poll – including a majority of Joe Biden’s own supporters – say he should step aside as his party’s presumptive nominee for president given his debate performance two weeks ago. That’s even as Biden continues to run evenly with Donald Trump, with no meaningful post-debate change in vote preferences.

Americans divide 46-47 percent between Biden and Trump if the election were today, almost identical to a 44-46 percent ABC/Ipsos poll result in [April](#). Among registered voters (though there’s plenty of time to register) it’s an absolute tie, 46-46 percent.

Were Vice President Kamala Harris to replace Biden as the Democratic nominee, vote choices are 49-46 percent, Harris-Trump, among all adults (and 49-47 percent among registered voters). Harris’ 49 percent is slightly better than Biden’s 46 percent, although she doesn’t have a statistically significant lead over Trump.



This doesn’t mean Biden didn’t take on damage from the debate. Sixty-seven percent overall say he should withdraw from the race. More, 85 percent, now say he is too old for a second term, a new high, up from an already-broad 81 percent in April and 68 percent just more than a year ago.



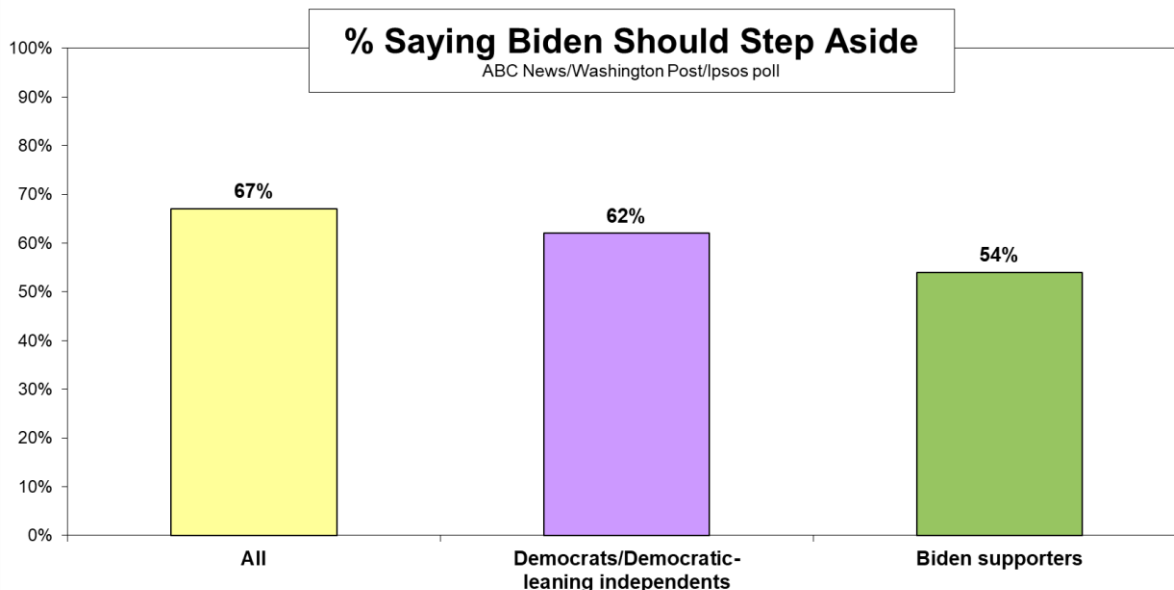
Further, the poll, produced for ABC by [Langer Research Associates](#) with fieldwork by [Ipsos](#), finds Trump leading Biden by 30 percentage points, 44-14 percent, in being seen as having the mental sharpness it takes to serve effectively as president. Trump’s lead is about as wide in being seen as having the physical health to serve, and his advantages on both have widened since April.

As the horse race shows, those views may not be determinative. Biden’s job approval rating is stable, albeit at a weak 36 percent. Though neither is broadly popular, Biden continues to have a better personal favorability rating than Trump. And Biden leads Trump by 17 points, 39-22 percent, in being seen as more honest and trustworthy, essentially unchanged from the spring.

Both candidates face a high degree of scorn. About four in 10 Americans say neither has the mental sharpness or the physical health to serve effectively, and as many say neither is honest and trustworthy. Sixty percent say Trump is too old for a second term, also a new high, up from 44 percent in spring 2023. And in a sign of the nation’s political polarization, 50 percent say that given his debate performance, Trump should step aside in favor of another nominee – although, in contrast with Biden, very few of Trump’s own supporters say so.

It’s clearly Biden who suffered more reputational harm from the debate. Half of Americans say it left them with a less favorable opinion of him, vs. 22 percent who say that about Trump’s performance. Twenty-seven percent see Trump more favorably because of the debate, vs. just 7 percent for Biden on this measure.

Even among people who say they’ll vote for Biden in November, 81 percent say he is too old for another term and just 44 percent say he should continue in the race; 54 percent say he should step aside. Among Democrats and Democratic-leaning independents, more, 62 percent, say he should go. (For comparison, just 16 percent of Republicans and GOP leaners say Trump should withdraw.)



Should Biden withdraw – and he maintains he won’t – just 44 percent of Americans overall say they’d be satisfied with Harris as the Democratic nominee, with 53 percent dissatisfied. Among Democrats and Democratic-leaning independents, however, satisfaction with Harris reaches 70 percent, and it’s 76 percent among current Biden supporters.

Taken another way, in an open-ended question, Democrats and Democratic leaners were asked whom they’d like to see take Biden’s place if he withdrew. Twenty-nine percent named Harris, easily the leading choice in this group, with all others in the single digits. Still, demonstrating fragmentation, more than 30 potential candidates were named.

THE DEBATE – The verdict on the debate is not close: Two-thirds of Americans say Trump won it, rising to 74 percent of those who watched it. (This includes those who initially call it a tie but then lean toward one or the other as the winner.)

Among Biden supporters, 59 percent say he won, demonstrating a significant degree of loyalty in this group. Among those who favor either Trump or another candidate, by contrast, a nearly unanimous 94 percent say Trump won the debate.

Another result may raise the stakes for Biden’s future appearances, including his scheduled news conference later today: Among viewers, 61 percent say their opinion of Biden worsened as a result of the debate. Among those who didn’t watch, many fewer say so, 34 percent.

STAY OR GO – Majorities across most groups say Biden should step aside, albeit to varying degrees. It’s lowest, 49 percent, among Black people, including 32 percent among Black people age 50 and older, an especially strong group for Biden.

Fifty-six percent of Democrats say Biden should withdraw, rising to 72 percent of independents and a nearly identical share of Republicans, 73 percent. Six in 10 liberals say so, as do about seven in 10 moderates and conservatives. It's also about seven in 10 among both white and Hispanic people. Even among people who have a favorable opinion of Biden personally, 55 percent say he should step aside, as do 77 percent of those who see him unfavorably.

VOTE CHOICE – Like the Biden-Trump horse race overall, preferences among groups are very similar to what they were in April. It's 39-53 percent, Biden-Trump, among white people, for example, 49-42 percent among Hispanic people and 77-17 percent among Black people.

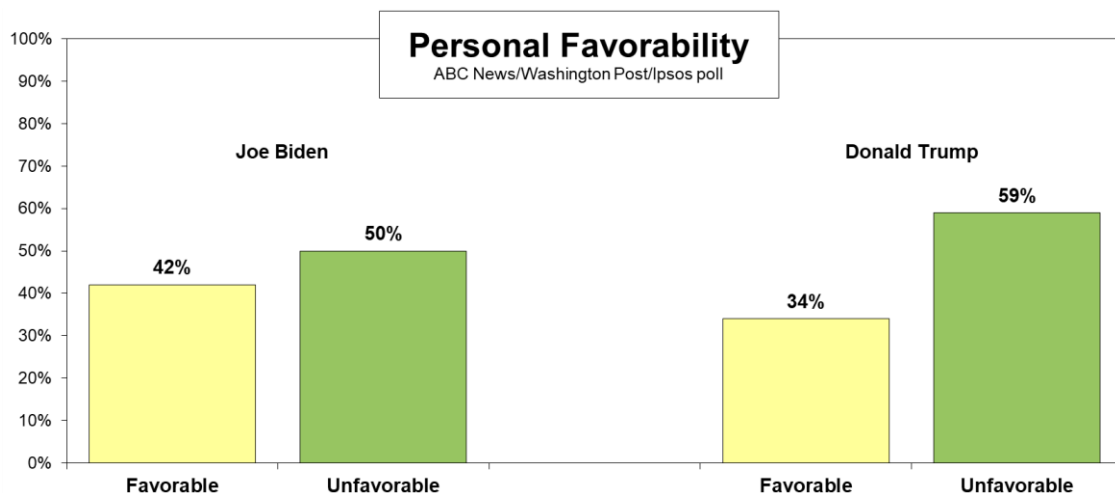
His debate performance notwithstanding, Democrats stick with Biden, 91-5 percent; Republicans with Trump, 94-4 percent; and independents, often swing voters in national elections, split 40-44 percent, not a significant difference.

There are some differences in Harris' support against Trump compared with Biden's, though not enough to make that race anything but another dead heat. Harris does better against Trump with women, 52-44 percent, compared with 47-46 percent for Biden-Trump among women.

Further, Harris has a significant lead over Trump among Hispanic people, 56-40 percent, while Biden does not. And Harris does 8 points better than Biden with urban women, 61 percent vs. 53 percent. Harris's 82 percent support among Black people, and 86 percent among Black women, are not significantly different from Biden's results in these groups.

Another test, including Biden, Trump and third-party or independent candidates, again finds no meaningful change from April, with 41 percent for Biden, 42 percent for Trump, 10 percent for Robert F. Kennedy Jr., and 2 percent apiece for Cornel West and Jill Stein.

ATTRIBUTES – As noted, even after the debate Biden carries a comparative advantage in one key measure of goodwill. He's 8 points underwater on personal favorability, seen favorably by 42 percent of the public, unfavorably by 50 percent. Trump, by contrast, is 25 points underwater on this score, 34-59 percent.



These favorability ratings are essentially unchanged since April, with no debate impact apparent. That's even while, among people who see Biden favorably overall, nearly four in 10 (37 percent) also say they see him less favorably than previously because of the debate.

A question ahead is what candidate attributes matter most to the public. That includes, for example, how much juice Biden gets from his clear advantage on honesty and trustworthiness, or his smaller, single-digit leads as the candidate who “represents your personal values” and “will protect American democracy.” He and Trump run essentially evenly in another, historically important attribute, understanding “the problems of people like you.”

That said, the hit to Biden on his perceived mental acuity and physical health are real. In April he trailed Trump on mental sharpness by 19 points; today, as mentioned, it's 30 points. And Biden's 22-point deficit on physical health in the spring is 31 points now.

Personal Attributes			
<i>ABC News/Washington Post/Ipsos and ABC News/Ipsos polls</i>			
	Applies more to...		
	Biden	Trump	Difference
Mental sharpness			
Now	14%	44%	Trump +30 pts.
April	23	42	Trump +19
Physical health			
Now	13	44	Trump +31
April	20	42	Trump +22
Honest and trustworthy			
Now	39	22	Biden +17
April	37	21	Biden +16

Trump, moreover, betters Biden in terms of job approval. With 36 percent approving vs. 57 percent disapproving, Biden is 21 points underwater on this score. Thinking back to Trump's presidency, 43 percent approve of his job performance, 52 percent disapprove, a narrower 9-point gap. Biden's job rating has been essentially steady for more than a year, and negative for three years.

PLAN B – As to possible successors, 67 percent of Black people – an overwhelmingly Democratic group – would be satisfied with Harris, the first Black person and first woman to serve as vice president, taking over from Biden. Fewer Hispanic people (51 percent) or white people (38 percent) would be satisfied, at least in part reflecting their differing partisan preferences.

Satisfaction with a Harris nomination is about the same among Black women (70 percent) and Black men (64 percent; the 6-point difference isn't significant given sample sizes). Similarly, there's no difference between men and women overall in their views on Harris as the nominee.

In the open-ended question among Democrats and Democratic leaners, Harris leads in preference to replace Biden across groups – named, for example, by 27 to 34 percent of men, women, Black people, Hispanic people and white people alike.

As many skipped or declined the question as picked Harris. Distantly following her, 7 percent named California Gov. Gavin Newsom as a preferred stand-in; 4 percent, Michelle Obama; 3 percent each, Transportation Secretary Pete Buttigieg and Michigan Gov. Gretchen Whitmer; 2 percent, independent candidate Robert F. Kennedy Jr.; and 1 percent, eight other political figures from Kentucky Gov. Andy Beshear to Sen. Elizabeth Warren. Others showed up with less than half a percent.

METHODOLOGY – This ABC News/Washington Post/Ipsos poll was conducted online via the probability-based Ipsos KnowledgePanel® July 5-9, 2024, in English and Spanish, among a random national sample of 2,431 adults. Partisan divisions are 32-29-27 percent, Democrats-Republicans-independents. Results have a margin of [sampling error](#) of 2 percentage points, including the design effect, for the full sample. Sampling error is not the only source of differences in polls.

The survey was produced for ABC News by [Langer Research Associates](#), with sampling and data collection by Ipsos. See details on ABC News survey methodology [here](#).

Analysis by Gary Langer.

ABC News polls can be found at ABCNEWS.com. Join our [mailing list](#) to get updates on all new poll releases. Media contacts: [Van Scott](#) (212-456-7243) or [Brooks Lancaster](#).

Full results follow.

Q1, 3-4, 6-9, 11, 14-15, 26-29 held for release.

2. If the 2024 presidential election were being held today, for whom would you vote? (IF UNDECIDED OR SKIPPED QUESTION) Who would you lean toward?

	Biden	Trump	Someone else	Would not vote	Skip Q2b
7/9/24	39	39	6	16	*
4/30/24	38	40	7	14	1
7/9/24 RV	43	43	7	6	*
4/30/24 RV	44	42	8	5	1

(Response option wording: “Joe Biden, the Democrat” and “Donald Trump, the Republican.” Biden and Trump randomized)

If not “would not vote”:

	Biden	Trump	Someone else	Skip 2b
7/9/24	46	47	7	*
4/30/24	44	46	8	1
7/9/24 RV	46	46	8	*
4/30/24 RV	46	45	8	1

5. If the 2024 presidential election were being held today and these candidates were on the ballot in your state, for whom would you vote? (IF UNDECIDED OR SKIPPED QUESTION) Who would you lean toward?

		----- Other -----						Someone	Would	
		Biden	Trump	NET	RFK, Jr.	West	Stein	else	not vote	Skp 5b
7/9/24		35	36	14	8	1	1	3	14	*
4/30/24		35	37	15	10	2	1	2	12	1
7/9/24	RV	40	40	15	9	2	1	3	5	*
4/30/24	RV	40	39	15	10	2	1	2	5	1

(Candidates' full names and party affiliations provided as response options. Biden and Trump randomized; RFK, Jr., West and Stein randomized)

If not "would not vote":

		----- Other -----						Someone	Skip	5b
		Biden	Trump	NET	RFK, Jr.	West	Stein	else		
7/9/24		41	42	16	10	2	2	3	*	
4/30/24		40	42	17	12	2	1	3	1	
7/9/24	RV	42	43	15	9	2	2	3	*	
4/30/24	RV	42	42	16	11	2	1	2	1	

10. Imagine that the Democratic nominee for president is Vice President Kamala Harris. If the 2024 presidential election were being held today, for whom would you vote? (IF UNDECIDED OR SKIPPED QUESTION) Who would you lean toward?

		Harris	Trump	Someone else	Would not vote	Skip Q10b
7/9/24		42	40	4	14	*
7/9/24	RV	45	43	4	7	*

(Response option wording: "Kamala Harris, the Democrat" and "Donald Trump, the Republican." Harris and Trump randomized)

If not "would not vote":

		Harris	Trump	Someone else	Skip 10b
7/9/24		49	46	5	*
7/9/24	RV	49	47	5	*

12. Do you approve or disapprove of the way Joe Biden is handling his job as president?

----- Approve -----			----- Disapprove -----			Skip/	
NET	Strongly	Somewhat	NET	Somewhat	Strongly	No opinion	
7/9/24	36	13	23	57	16	42	7
4/30/24	35	12	23	57	15	42	8
1/8/24*	33	11	22	58	17	41	9
9/20/23	37	20	17	56	11	45	7
5/3/23	36	18	18	56	9	47	8
2/1/23	42	18	24	53	10	42	5
11/2/22	41	19	23	53	11	42	6
9/21/22	39	22	18	53	11	41	8
4/28/22	42	21	21	52	10	42	6
2/24/22	37	20	18	55	11	44	7
11/10/21	41	19	22	53	10	44	6
9/1/21	44	25	19	51	9	42	5
6/30/21	50	30	19	42	7	35	8

4/21/21 52 34 18 42 7 35 6
 (If no opinion or skipped question: Which way do you lean on how Biden is handling his job as president? Leaners are netted with somewhat)
 *Mode change.

13. Looking back, do you approve or disapprove of the way Donald Trump handled his job when he was president?

	----- Approve -----			----- Disapprove -----			Skip/
	NET	Strongly	Somewhat	NET	Somewhat	Strongly	No opinion
7/9/24	43	22	21	52	11	41	6
4/30/24	44	22	22	50	11	39	7
1/8/24*	41	19	22	53	12	40	7
9/20/23	48	33	14	49	8	41	3

(If no opinion or skipped question: Which way do you lean on how Trump handled his job as president? Leaners are netted with somewhat.)
 *Mode change.

Compare to:
 Do you approve or disapprove of the way Donald Trump has handled his job as president?

	----- Approve -----			----- Disapprove -----			No
	NET	Strongly	Somewhat	NET	Somewhat	Strongly	opinion
1/13/21	38	27	10	60	8	52	2
10/9/20*	44	30	13	54	9	45	3
9/24/20	44	28	16	53	8	46	2
8/15/20	43	29	15	55	7	47	2
7/15/20	39	28	11	57	9	48	3
5/28/20	45	32	12	53	11	42	3
3/25/20	48	34	15	46	11	35	6
2/17/20	43	31	12	53	11	42	4
1/23/20	44	35	10	51	9	42	4
10/30/19	38	30	8	58	10	48	5
9/5/19	38	27	11	56	8	48	6
7/1/19	44	32	12	53	8	45	3
4/25/19	39	28	12	54	9	45	6
1/24/19	37	28	9	58	9	49	5
11/1/18	40	28	12	53	9	43	8
10/11/18	41	29	12	54	7	46	6
8/29/18	36	24	12	60	7	53	4
4/11/18	40	25	15	56	10	46	4
1/18/18	36	24	13	58	9	49	5
11/1/17	37	25	12	59	8	50	4
9/21/17	39	26	13	57	9	48	4
8/20/17	37	22	15	58	13	45	5
7/13/17	36	25	11	58	10	48	6
4/20/17	42	27	15	53	10	43	5

*10/9/20 and prior: "is handling"

16. Overall, do you have a favorable or unfavorable impression of Joe Biden as a person?

	----- Favorable -----			----- Unfavorable -----			Skip/
	NET	Strongly	Somewhat	NET	Somewhat	Strongly	No opinion
7/9/24	42	18	24	50	15	35	8
4/30/24	40	18	22	51	17	34	9

(Rotated with Q17. If no opinion or skipped question: Do you lean toward having a favorable or unfavorable impression of Biden as a person? Leaners are netted with somewhat.)

Compare to:

Overall, do you have a favorable or unfavorable impression of Biden?

	----- Favorable -----			----- Unfavorable -----			Skip/
	NET	Strongly	Somewhat	NET	Somewhat	Strongly	No opinion
1/8/24*	33	10	23	57	19	38	10
8/15/20	50	26	24	46	12	34	4
5/28/20	46	21	26	48	13	35	6
9/5/19	53	23	29	37	16	21	10
10/11/15	45	16	29	40	19	22	15
8/30/15	46	15	30	46	20	26	9
1/20/13	48	22	26	37	14	23	15
8/19/12**	43	17	26	43	16	27	14
4/24/09	57	20	37	32	14	18	11
1/16/09	63	28	35	29	15	14	8
10/23/08 LV	59	31	28	33	13	20	9
9/29/08 RV	57	24	33	30	13	17	14
9/7/08 RV	51	23	27	29	13	16	20
9/4/08** RV	54	32	23	31	15	16	14

*Mode change

**"the Democratic nominee for vice president"

17. Overall, do you have a favorable or unfavorable impression of Donald Trump as a person?

	----- Favorable -----			----- Unfavorable -----			Skip/
	NET	Strongly	Somewhat	NET	Somewhat	Strongly	No opinion
7/9/24	34	14	20	59	13	47	7
4/30/24*	33	13	20	58	14	44	9
1/24/19	32	20	12	59	14	45	9
4/11/18	32	17	16	61	14	47	7

(Rotated with Q16. If no opinion or skipped question: Do you lean toward having a favorable or unfavorable impression of Trump as a person? Leaners are netted with somewhat.)

*Mode change.

Compare to:

Overall, do you have a favorable or unfavorable impression of Trump?

	----- Favorable -----			----- Unfavorable -----			Skip/
	NET	Strongly	Somewhat	NET	Somewhat	Strongly	No opinion
1/8/24*	35	15	21	56	13	43	8
8/15/20	42	29	13	56	10	46	2
5/28/20	42	30	12	55	11	44	3
9/5/19	40	26	14	57	9	48	3
1/15/17	40	19	21	54	14	41	6
11/5/16 LV	38	21	17	60	10	50	3
10/29/16 RV	37	19	18	59	11	47	4
10/13/16	31	17	14	66	11	54	4
9/30/16	34	18	17	64	13	51	2
9/22/16	35	18	17	59	14	45	6
8/28/16	35	16	18	63	16	47	3
8/4/16	34	16	18	63	11	52	3
7/14/16	31	15	16	64	13	52	4
6/12/16	29	15	14	70	14	56	1
5/19/16	37	18	19	60	11	49	3
4/10/16	31	14	17	67	14	53	2
3/6/16	30	15	14	67	11	56	3
1/10/16	35	17	18	62	14	48	3
11/8/15	38	16	23	59	13	46	3
9/27/15	35	14	21	60	19	41	5
8/30/15	37	16	21	59	16	43	4
7/12/15	33	14	19	61	16	45	6

5/31/15	16	7	9	71	16	55	13
12/18/11	40	12	29	48	21	27	12
1/16/00**	20	NA	NA	70	NA	NA	11
10/31/99**	18	"	"	70	"	"	12

*Mode change

**"Regardless of how you might vote, please tell me if you have a favorable or unfavorable impression of Donald Trump, or perhaps you don't know enough to say."

18. (If re-elected, Biden would be 82 years old at the start of his second term) and (if elected again, Trump would be 78 years old at the start of his second term.) Which of these best fits your opinion?

	Only Biden is too old	Only Trump is too old	Both are too old	Neither is too old	Skip
7/9/24	28	2	58	11	1
4/30/24*	28	2	53	16	1
9/20/23	26	1	48	23	2
5/3/23	26	1	43	28	3

*Mode change. 2023, no opinion

19. Does each of these statements apply more to (Biden), apply more to (Trump), or not apply to either one?

7/9/24 - Summary table

	More to Biden	More to Trump	Does not apply to either	Skip
a. He is honest and trustworthy	39	22	39	1
b. He has the mental sharpness it takes to serve effectively as president	14	44	41	1
c. He is in good enough physical health to serve effectively as president	13	44	43	1
d. He represents your personal values	36	31	32	1
e. He understands the problems of people like you	34	32	34	1
f. He'll protect American democracy	41	35	22	1

(Items a-f randomized)

Trend:

a. He is honest and trustworthy

	More to Biden	More to Trump	Does not apply to either	Skip
7/9/24	39	22	39	1
4/30/24	37	21	42	*

b. He has the mental sharpness it takes to serve effectively as president

	More to Biden	More to Trump	Does not apply to either	Skip
7/9/24	14	44	41	1
4/30/24	23	42	34	1

c. He is in good enough physical health to serve effectively as president

	More to Biden	More to Trump	Does not apply to either	Skip
7/9/24	13	44	43	1
4/30/24	20	42	37	1

d. He represents your personal values

More to Biden	More to Trump	Does not apply to either	Skip
---------------	---------------	--------------------------	------

7/9/24	36	31	32	1
4/30/24	34	31	35	*

e. He understands the problems of people like you

	More to Biden	More to Trump	Does not apply to either	Skip
7/9/24	34	32	34	1
4/30/24	32	31	37	*

f. No trend.

20. Do you happen to have watched or listened to any of the debate between (Biden) and (Trump) as it was happening live on June 27?

	---- Watched or listened ---				
	NET	All of it	Some of it	Did not watch/listen to it	Skip
7/9/24	59	27	32	41	*

(Response options rotated 1-3, 3-1)

21. Have you read, watched or listened to news coverage or commentary about the debate between (Biden) and (Trump) since it happened?

	Yes	No	Skip
7/9/24	69	31	*

22. Who, in your opinion, won the debate?

	Biden	Trump	Neither/tie	Skip
7/9/24	7	46	45	1

(Biden and Trump randomized)

22a. (IF NEITHER/TIE OR SKIPPED Q22) If you had to choose, who would you say won the debate?

	Biden	Trump	Skip
7/9/24	44	41	15

(Biden and Trump randomized)

Q22/Q22a combo table

	Biden	Trump	Skip
7/9/24	28	66	7

(Biden and Trump randomized)

23. Did the debate make you think more favorably or less favorably of each of these candidates?

7/9/24 - Summary table

	More favorably	Less favorably	No difference	Skip
a. Biden	7	50	42	1
b. Trump	27	22	50	2

(Biden and Trump randomized)

24. Given his performance in the debate, which of these do you think Biden should do?

	Continue his campaign for president	Step aside and let someone else run	Skip
7/9/24	30	67	3

(Rotated with Q25)

25. Given his performance in the debate, which of these do you think Trump should do?

	Continue his campaign for president	Step aside and let someone else run	Skip
7/9/24	47	50	3

(Rotated with Q24)

30. (IF LEANED DEMOCRAT) If Biden did step aside, who do you think should be the Democratic nominee for president in his place? (OPEN-END; MULTIPLE RESPONSES ACCEPTED)

	7/9/24
Kamala Harris	29
Gavin Newsom	7
Michelle Obama	4
Pete Buttigieg	3
Gretchen Whitmer	3
Robert F. Kennedy Jr.	2
Bernie Sanders	1
Hillary Clinton	1
Josh Shapiro	1
Cory Booker	1
Elizabeth Warren	1
Amy Klobuchar	1
Alexandria Ocasio-Cortez	1
Andy Beshear	1
Other named candidate	5
Just someone else	5
Not sure	15
Skipped/declined	31

31. Imagine that Biden stepped aside and was replaced by Kamala Harris as the Democratic nominee for president. Would you be satisfied or dissatisfied with Harris as the Democratic nominee?

	Satisfied	Dissatisfied	Skip
7/9/24	44	53	3

Among leaned Democrats:

	Satisfied	Dissatisfied	Skip
7/9/24	70	29	2

*** END ***